



WATER MAX 130°C - 400 bar

PAINTED STEEL



In accordance with directive Atex 94/9 IIB 2 GD c T4 T135 °C X

Supplied with:

- hoses in black synthetic rubber
- zinc plated steel couplings
- AISI 304 stainless steel swivel joint
- "teflon" seals



FIXED

| Article |
|----------|
| 8330.350 |

SWIVELLING

| Article |
|---------|
| - |

| Hose supplied | Connection | |
|---------------|------------|---------|
| | inlet | outlet |
| without hose | F3/8" G | F3/8" G |



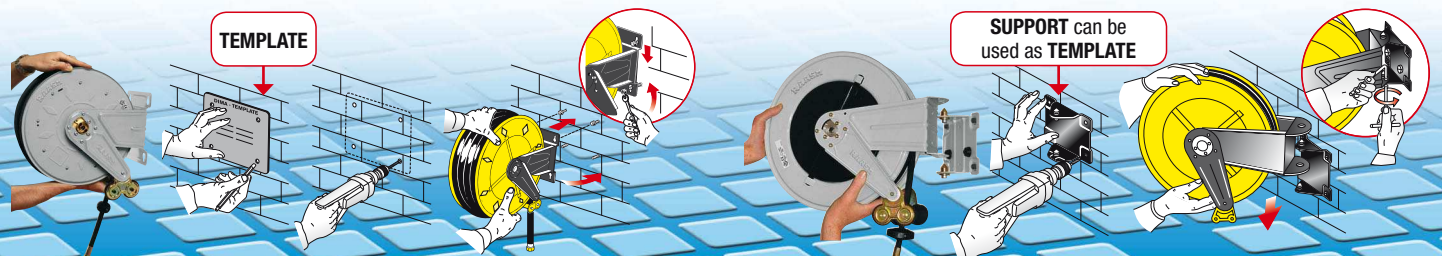
| Model | Fixed Article | Swivelling Article | Hose supplied | Inlet Connection | Outlet Connection |
|--------|---------------|--------------------|-----------------------|------------------|-------------------|
| S. 330 | 8330.350 | - | without hose | F3/8" G | F3/8" G |
| S. 390 | 8390.350 | 8380.350 | without hose | F3/8" G | F3/8" G |
| | 8390.352 | 8380.352 | 17m - 5/16" (994.717) | F3/8" G | F3/8" G |
| S. 430 | 8430.350 | 8420.350 | without hose | F3/8" G | F1/2" G |
| | 8430.352 | 8420.352 | 18m - 3/8" (995.818) | F3/8" G | F3/8" G |
| S. 530 | 8530.350 | 8520.350 | without hose | F3/8" G | F1/2" G |
| | 8530.352 | 8520.352 | 25m - 3/8" (995.825) | F3/8" G | F3/8" G |
| S. 540 | 8540.350 | 8550.350 | without hose | F3/8" G | F1/2" G |
| S. 560 | 8560.350 | - | without hose | F3/8" G | F1/2" G |

FIXED HOSE REELS INSTALLATION

The quick coupling support is equipped with 4 slot holes that allow an easy and safe installation of the hose reel. The **template** supplied facilitates drilling of the holes and therefore hose reel fixing.

SWIVELLING HOSE REELS INSTALLATION

The **quick coupling swivelling support** facilitates hose reel installation and enables **55° rotation** to the right or left or locking in **fixed positioned at 0°** by means of clamping with two screws.





WATER MAX 130°C - 400 bar

STAINLESS STEEL



In accordance with directive ATEX
94/9 IIB 2 GD c T4 T135 °C X

FIXED



Article
8332.350

SWIVELLING



Article
-

Supplied with:

- hoses in black synthetic rubber
- zinc plated steel couplings
- AISI 304 stainless steel swivel joint
- "teflon" seals



S. 330

S. 390

S. 430

hygienic hose

S. 530

hygienic hose

S. 540

S. 560

| Hose supplied | Connection | |
|---------------|------------|---------|
| | inlet | outlet |
| without hose | F3/8" G | F3/8" G |

| | | | | |
|----------|----------|-----------------------|---------|---------|
| 8392.350 | 8382.350 | without hose | F3/8" G | F3/8" G |
| 8392.352 | 8382.352 | 17m - 5/16" (994.717) | F3/8" G | F3/8" G |

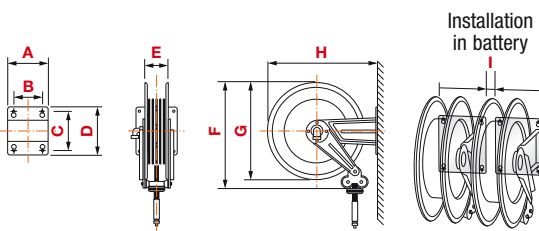
| | | | | |
|----------|----------|----------------------|---------|---------|
| 8434.350 | 8424.350 | without hose | F3/8" G | F1/2" G |
| 8432.352 | 8422.352 | 18m - 3/8" (995.818) | F3/8" G | F3/8" G |
| 8433.352 | 8423.352 | 18m - 3/8" (995.918) | F3/8" G | F3/8" G |

| | | | | |
|----------|----------|----------------------|---------|---------|
| 8534.350 | 8524.350 | without hose | F3/8" G | F1/2" G |
| 8532.352 | 8522.352 | 25m - 3/8" (995.825) | F3/8" G | F3/8" G |
| 8533.352 | 8523.352 | 25m - 3/8" (995.925) | F3/8" G | F3/8" G |

| | | | | |
|----------|----------|--------------|---------|---------|
| 8544.350 | 8554.350 | without hose | F3/8" G | F1/2" G |
|----------|----------|--------------|---------|---------|

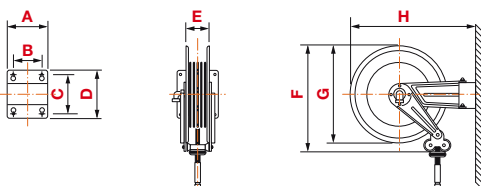
| | | | | |
|----------|---|--------------|---------|---------|
| 8564.350 | - | without hose | F3/8" G | F1/2" G |
|----------|---|--------------|---------|---------|

FIXED OVERALL DIMENSIONS



| Art. | A | B | C | D | E | F | G | H | I | 1-m ³ | Kg* |
|--------|-----|-----|-----|-----|-----|-----|-----|-----|----|------------------|---------------|
| S. 330 | 186 | 140 | 196 | 226 | 110 | 355 | 350 | 365 | 20 | 0,045 | from 8 to 13 |
| S. 390 | 186 | 140 | 196 | 226 | 110 | 400 | 390 | 410 | 20 | 0,068 | from 11 to 18 |
| S. 430 | 186 | 140 | 196 | 226 | 115 | 460 | 420 | 460 | 20 | 0,098 | from 14 to 24 |
| S. 530 | 203 | 153 | 220 | 258 | 115 | 550 | 510 | 560 | 20 | 0,120 | from 19 to 42 |
| S. 540 | 300 | 218 | 228 | 268 | 190 | 550 | 510 | 573 | 0 | 0,175 | from 24 to 40 |
| S. 560 | 488 | 399 | 238 | 272 | 368 | 550 | 510 | 578 | 0 | 0,310 | from 30 to 80 |

SWIVELLING OVERALL DIMENSIONS



| Art. | A | B | C | D | E | F | G | H | 1-m ³ | Kg |
|--------|-----|-----|-----|-----|-----|-----|-----|-----|------------------|---------------|
| S. 380 | 184 | 146 | 106 | 144 | 110 | 400 | 390 | 484 | 0,098 | from 12 to 19 |
| S. 420 | 208 | 162 | 118 | 164 | 115 | 460 | 420 | 541 | 0,098 | from 15 to 25 |
| S. 520 | 228 | 182 | 154 | 200 | 115 | 560 | 510 | 642 | 0,120 | from 20 to 43 |
| S. 550 | 300 | 218 | 226 | 268 | 190 | 560 | 510 | 702 | 0,175 | from 25 to 41 |

* The list shows min and max weight for each series: min weight refers to version without hose, max weight refers to heaviest version which depends on hose length and diameter.